


# MFG Conveyor & Assembly Trays



Model Number	Description	Top Outside Dimensions			Bottom Inside Dimensions		
		Length inches	Width inches	Height inches	Length inches	Width inches	Depth inches
204101	Tray	24 1/2	21 1/8	1	23 1/2	20 3/8	7/8
205101	Tray	25 1/2	22 1/2	1	24 1/2	21 3/4	7/8
206101	Tray	24 1/2	22 1/2	1	23 1/2	21 3/4	7/8
207101	Tray	27 7/8	22 3/8	1	26 7/8	21 3/4	7/8
208101	Tray	23 1/4	20 3/8	1	22 5/8	19 1/4	7/8
209101	Tray	24 1/2	21 1/2	1	23 1/2	20 3/4	7/8
210101	Tray	27	21	1	26	20 1/4	7/8
211101	Tray	26 1/4	22	1	25 1/4	21 1/4	7/8
212101	Tray	28	21 1/2	1	27	20 3/4	7/8
213101	Tray	26 1/4	23	1	25 1/4	22 1/4	7/8
214101	Tray	24 1/2	23	1	23 1/2	22 1/4	7/8
215101	Tray	34 1/4	21 3/8	1	33 1/4	20 5/8	7/8
217101	Tray	27	20	1	26	19 1/4	7/8
218101	Tray	22 1/2	20	1	21 3/8	19 1/4	7/8
228008	Pallet	22	22	3/4	20 7/8	20 7/8	5/8

The drop side on the 204101 through the 218101 is found on what is shown as "length". The height of the short side is approximately 1/2".

These trays offer unique solutions to material handling situations with a wide variety of sizes and configurations. Widely used on conveyors and in rack systems, they can withstand the heat as well as the cold of many applications. They have been used in an electronics application where the trays are used upside down in rack for easy entry and removal of electronic components for "burn-in". The components slide in and out easily because there's no lip to interfere with the entry and removal.

# Conveyor & Assembly Trays

Typical of  
303001  
302001  
304001  
305001  
308001  
318001



Typical of  
321001  
322601  
325301  
375301



333001



332001



334001




335001



330111


337001



338001


Model Number	Description	Top Outside Dimensions			Bottom Inside Dimensions		
		Length inches	Width inches	Height inches	Length inches	Width inches	Depth inches
302001	Tray	16 3/8	12	1	15	10 1/2	5/8
303001	Tray	13 1/4	10 5/8	1	12 1/2	9 1/8	5/8
304001	Tray	20 3/8	15 1/8	1	18 3/8	13 1/4	3/4
305001	Tray	21 7/8	16	1	20 3/8	14 3/8	3/4
308001	Tray	22 1/2	16 1/2	1	20 7/8	14 3/4	3/4
318001	Tray	18	14	1	16 1/2	12 1/2	3/4
321001	Tray	18	14	5/8	16 3/4	12 3/4	1/2
322601	Tray	12 3/4	10 1/2	5/8	11 3/8	9	1/2
325301	Tray	20 7/8	12 3/4	5/8	19 3/8	11 3/8	1/2
330111	Tray	21 1/4	15	3/8	18 3/4	14	1/4
332001	Tray	25 3/4	17 7/8	1 1/8	24 3/8	16 1/4	1
333001	Tray	25 3/4	8 3/4	1 1/8	24 3/8	7 1/2	1
334001	Tray	17 3/4	11 3/4	1	16 1/8	10 3/4	7/8
335001	Tray	17 3/4	9	1	16 1/8	7 3/4	7/8
337001	Tray	24	12 5/8	3/4	22 3/4	11 1/4	5/8
338001	Tray	27	12 1/2	3/4	25 3/4	11 1/8	5/8
356008	Tray	16	6	1	14 1/2	4 1/2	7/8
358108	Tray	19 1/2	10 1/2	1 1/4	18 1/2	9 1/2	1 1/8
375301	Tray	20 7/8	14 1/2	1/2	19 3/8	11 1/4	1/2

# Conveyor & Assembly Trays



These trays are well suited for the drying of chemicals, pigments and pharmaceuticals. They are also used for soaking, cleaning, and spill containment, in addition to conveyor and assembly uses.


Corner profiles for those not individually pictured



Profiles A & B do not nest or stack. Best used in a rack system or on a conveyor line. Profile C nests partially or completely within another. Profile D stacks

Model Number	Description	Top Outside Dimensions			Bottom Inside Dimensions		
		Length inches	Width inches	Height inches	Length inches	Width inches	Depth inches
D 600008	Tray, with drop ends	29 7/8	23 7/8	1 1/2	28 7/8	22 7/8	1 3/8
D 600108	Tray, with drop sides	29 7/8	23 7/8	2	28 7/8	22 7/8	1 7/8
D 600208	Tray, with drop sides	23 7/8	14 7/8	1 3/8	22 7/8	13 7/8	1 1/4
D 600308	Tray, with drop end	29 7/8	23 7/8	2	28 7/8	22 7/8	1 7/8
A 601101	Tray	26	26	1 1/4	25 1/8	25 1/8	1
A 602101	Tray	24 1/4	24 1/4	1 7/8	23 1/4	23 1/4	1 3/4
A 603101	Tray	36 1/2	24 3/4	1 1/2	35 1/2	23 3/4	1 3/4
B 604201	Tray	30	30	1 1/4	29 1/8	29 1/8	1 1/8
B 605001	Tray	35 7/8	23 1/2	1 1/2	35	22 5/8	1 3/8
C 606101	Tray	25 1/4	19 1/4	1 1/8	23 1/2	17 1/2	1 1/8
C 607001	Tray	25 3/4	13 5/8	1 1/4	24 1/2	12 3/8	1 1/8
C 608101	Tray	30	20	2	28 5/8	18 5/8	1 7/8
B 609001	Tray	47 5/8	23 7/8	2 1/4	46 3/4	22 7/8	2
A 610001	Tray	36 1/2	17 1/2	1 5/8	35 5/8	16 5/8	1 1/2
A 611001	Tray	24 1/4	20 1/4	1 1/2	23 3/8	19 3/8	1 3/8
B 612001	Tray	28	28	1 1/2	27 1/8	27 1/8	1 3/8
A 613008	Tray	7 1/2	7 1/2	1/2	7 3/8	7 3/8	3/8
D 614001	Tray	39 1/2	19 1/2	2	38 5/8	18 5/8	1 7/8
A 615001	Tray	30	26	1 1/4	29 1/8	25 1/8	1 1/8
A 617001	Tray	30 1/2	24 1/2	1 7/8	29 5/8	23 5/8	1 5/8
B 618001	Tray	39	19	2	38 1/8	18 1/8	1 7/8
B 619001	Tray	40	28	1 1/2	39 1/8	27 1/8	1 3/8
B 620001	Tray	32	18	1 1/4	31 1/8	17 1/8	1 1/8
B 621001	Tray	30	28	1 1/2	29 1/8	27 1/8	1 3/8
C 622001	Tray	20 5/8	16 5/8	1 1/2	18 1/8	14 1/8	1 3/8
D 624008	Tray	31	25	2 3/4	29 1/8	23 1/8	2 5/8
C 626001	Tray	24 1/4	20 1/4	1 1/8	23 1/4	19 1/4	1
D 627001	Tray	31	26	1 5/8	30	24 7/8	1 1/2
D 628001	Tray	22 1/2	14 1/2	2	20 3/8	12 3/8	1 7/8
D 629008	Tray	19 1/2	19 1/2	1 1/4	18 1/2	18 1/2	1 1/8

# Conveyor & Assembly Trays



Model Number	Description	Top Outside Dimensions			Bottom Inside Dimensions		
		Length inches	Width inches	Height inches	Length inches	Width inches	Depth inches
630101	Tray with drop ends	24 1/4	24 1/4	2 1/4	23 1/4	23 1/4	2 1/8
633001	Tray with drop ends	32 3/4	24 3/4	1 1/2	31 5/8	22 1/2	1 3/8
634008	Tray with drop sides	24	12	2 3/4	23 1/8	11 1/8	2 3/4
636008	Tray	22 7/8	15 1/2	1 1/4	21 7/8	14 1/2	1 1/8
638008	Tray	19 1/4	19 1/4	2	17 7/8	17	1 7/8
641008	Tray with drop end	32	24	1 3/4	30	22 1/8	1 5/8
642008	Tray with 4 drop sides	30	24	1 3/8	29 1/4	23 1/8	1 1/4
330111	Tray	21 1/4	15	3/8	18 3/4	14	1/4
801111	Tray	20 1/8	11 1/4	5/8	18 1/8	10	3/8
806001	Stacking Tray	25 3/4	17 3/4	1 1/8	24 3/4	16 3/4	1
807001	Stacking Box	18 1/2	12 1/2	1/4	18	12	1/8
808108	Stacking Tray	22	12	1 1/4	21 1/8	11 1/8	1 1/4
810008	Stacking Tray	18	16	1/2	17 1/4	15 1/4	3/8
848008	Stacking Tray	26	20	1 1/2	25 3/8	19 3/8	1 3/8
903111	Tray	16 1/2	12	5/8	15 3/8	10 7/8	3/8
919111	Tray	20 1/2	17	5/8	19 3/8	15 3/4	3/8